

## SMALL GROUP RESOURCE

The joy of the Lord is our strength

### SCRIPTURE READINGS

1 Chronicles 16:23-34

Nehemiah 8:1-12

Acts 16:16-23

Acts 16:24-34

Acts 16:35-40

### DISCUSSION QUESTIONS

What is the difference between happiness and joy? What does happiness depend on? What does joy depend on?

How is it possible to be full of joy and unhappy at the same time?

#### Nehemiah 8:1-12

Why are the people gathered together?

How do they feel after hearing God's Law read to them?

What does Nehemiah tell the people to do? Why?

#### Acts 16:16-40

How would you feel if you were arrested, beaten, and locked in jail?

How did Paul and Silas respond to their circumstances?

How does the jailer respond to his circumstances?

What are your circumstances?

How do you feel based on your circumstances?

How would you respond to your circumstances if you were listening to the Holy Spirit?

### PRAYER FOCUS

Celebrate!

Thank God for His presence in you.

Sing/dance a joyful song.

Celebrate!

## FAMILY RESOURCE

Big Idea: The joy of the Lord is our strength.

### READ ACTS 16:11-15

Why was Lydia joyful?

How did Lydia show her joy?

Draw a picture of a happy person.

### READ ACTS 16:16-18

What did the girl say about Paul & his friends?

Why did this bother Paul?

Draw a picture of a sad person.

### READ ACTS 16:19-24

Why were the girl's owners mad?

How would you feel if you were Paul or Silas?

Draw a picture of a person who is scared.

### READ ACTS 16:25

Why were Paul & Silas singing?

Draw a picture of someone who is singing.

### READ ACTS 16:26-34

Why didn't any of the other prisoners run away?

Why did the jailer want to know about Jesus?

Draw a picture of people eating dinner.

### READ ACTS 16:35-40

How do Paul & Silas show their confidence in God?

Put all of the pictures you have drawn together.

What fruit of the spirit can they all have in common?

How would you describe JOY?

What is your favorite way to show joy?

Talk about a time when you needed joy.

Throw a party and dance a crazy praise dance to God.

### MEMORY VERSE:


But the \_\_\_\_\_ of the spirit is \_\_\_\_\_, joy, peace, patience, kindness, goodness, faithfulness, gentleness, and self-control. Against such things there is no law.

Galatians 5:22-23

Courtesy of [www.mygrandmatime.com](http://www.mygrandmatime.com)

You may use and reprint these materials for your own non-profit use.

# JOY




## Across

2. jail (Acts 16:23)
5. he preached (Acts 16:14)
6. she sold purple cloth (Acts 16:14)
9. owned by someone (Acts 16:16)
11. dollars (Acts 16:16)
12. using vocal chords (Acts 16:25)
14. a big shakeup (Acts 16:25)
15. cleaned (Acts 16:33)
16. trust (Acts 16:31)

## Down

1. present (Acts 16:28)
3. a friend of Paul's (Acts 16:19)
4. freed from sin (Acts 16:17)
5. talking to God (Acts 16:25)
6. free (Acts 16:26)
7. immersed in water (Acts 16:15)
8. let go (Acts 16:35)
10. they hold feet in place (Acts 16:24)
13. pounded (Acts 16:22)

# JOY



beaten

washed

earthquake

stocks

Lydia

loose

saved

baptized

praying

release

here

believe

Silas

slave

singing

prison

money

Paul

# JOY

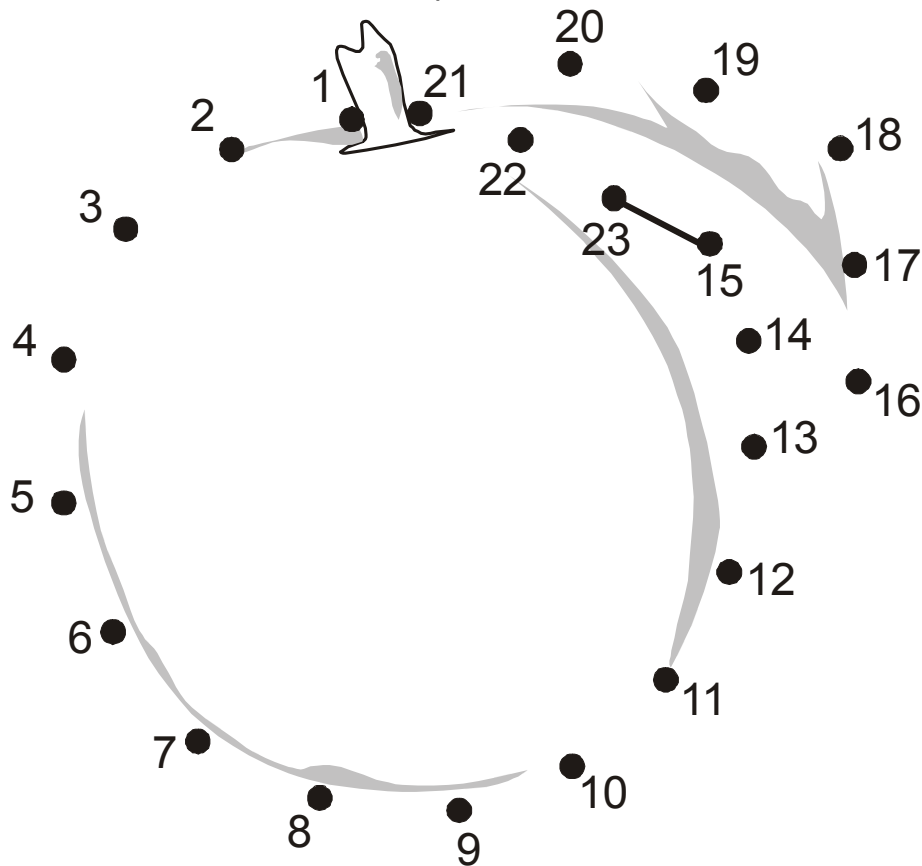
1. LOEOS                   -----
2. ENBTEA                -----
3. EAHSWD                -----
4. LUAP                   -----
5. AUATHEEQRK         -----
6. TZADEIPB            -----
7. EESAERL             -----
8. LSSIA                 -----
9. NOEMY                -----
10. HREE                -----
11. LVSEA                -----
12. GNINSGI            -----
13. SKCOTS              -----
14. SPINRO              -----
15. ELEIVBE             -----
16. ALLYD                -----
17. EAVSD                -----
18. IANRGYP             -----

**JOY** The peach represents joy. A juicy peach explodes with joy when you bite into it. Joyous juice overflows! It is hard to peel without getting juicy! You just can't eat or touch a peach without it getting sticky! The peach owes its shape & stability to the pit, just as our joy depends on God.

Eat some peaches.

Better yet, SHARE them with someone else!

**Additional Bible verses:** Ephesians 5:19-20; Psalm 126:3



**Games:**

Play "happy, sad - JOY" (Like duck, duck, goose, alternate between saying happy and sad until you are ready to run, then they shout JOY!)

Play fruit bingo.

Play fruit matching game.

**What two words are found in every verse?**

(This makes a great Bible drill too!)

1 Thessalonians 2:19

Leviticus 9:24

Philippians 4:1

1 Chronicles 16:33

Isaiah 44:23

Nehemiah 8:10

Luke 10:21

Psalm 126:3

Jeremiah 15:16

2 Corinthians 1:24

Ezra 6:22

1 Thessalonians 1:6

Deuteronomy 16:15

**Bible Verse in sign:** But the fruit of the spirit is love, **JOY**... the sign indicates it just keeps bubbling up and coming out.

**FAMILY ACTIVITIES:**

Make paper chains (prisoners were chained)

Play balloon volleyball.

Make a "joy shaker" by coloring two paper plates, stapling them together with bean or rice inside and some crepe paper around the sides. As you put each bean inside, tell others something that you are thankful for.

Play musical chairs.

Use playdough to make stocks, jails, handcuffs, happy/sad faces, etc.

**MUSIC:**

Galatians 5:22-23

(Words & music by Gary Pailor. C. 2001 Gospel Light, Ventura, CA 93006)

Filled to the Top with Joy

(Words & music by Marc and Judy Roth. C. 2003 Gospel Light, Ventura, CA 93006)

You'll find more learning resources about the Fruit of the Spirit at [www.mygrandmatime.com](http://www.mygrandmatime.com)